整车电气原理图

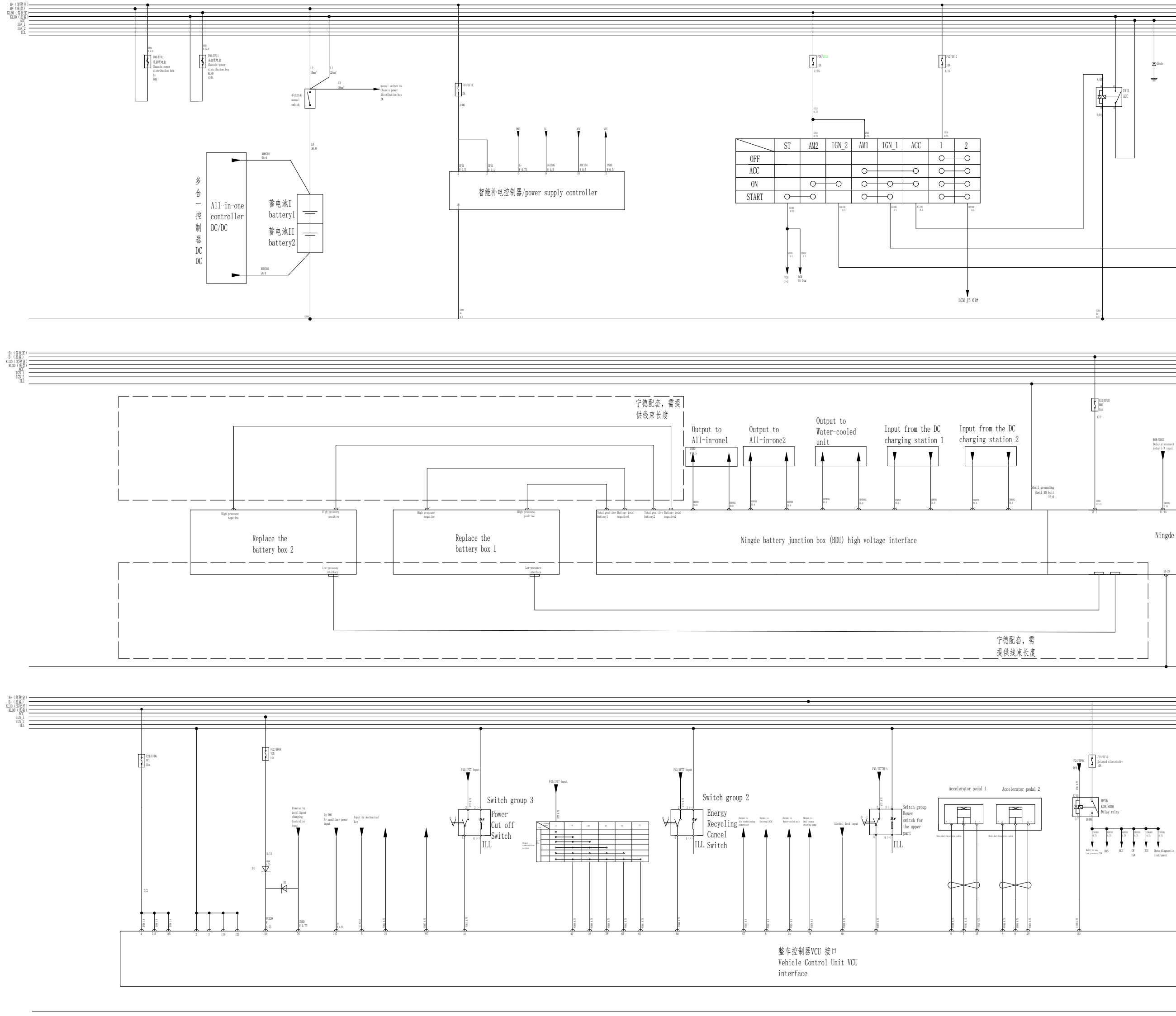
B+（驾驶室）
B+（底盘）
KL30（驾驶室）
KL30（底盘）
ACC
IGN_1
IGN_2
ILL
F06/EF01
底盘配电盒
Chassis power distribution box
B+
60A
F03/EF11
底盘配电盒
Chassis power distribution box
KL30
125A
L2
10mm²
L1
25mm²
L3
50mm²
手动开关
manual switch
manual switch to Chassis power distribution box 2#
L0
50.0
MODC01
50.0
MODC02
50.0
多合一控制器DCDC
All-in-one controller DC/DC
蓄电池I
battery1
蓄电池II
battery2
F14/IF11
5A
A/06
BMS
IG
ACC
VCU
IF11
W 0.5
A+
W 0.75
IG1105
W 0.5
ACC104
W 0.5
ZNBD
W 0.5
智能补电控制器/power supply controller
G202
Br
0.5
F76/IF23
10A
F/05
F17/IF10
10A
A/15
ST
AM2
IGN_2
AM1
IGN_1
ACC
1
2
OFF
ACC
ON
START
ST101
0.75
VCU
1-5
BCM
J5-74#
BCM J5-61#
A/05
IR11
ACC
D/01
G203
Br
0.5
diode
宁德配套，需提供线束长度
Replace the battery box 2
Replace the battery box 1
High pressure negative
High pressure positive
Low-pressure interface
Total positive battery1
Battery total negative1
Total positive battery2
Battery total negative2
Output to All-in-one1
Output to All-in-one2
Output to Water-cooled unit
Input from the DC charging station 1
Input from the DC charging station 2
Ningde battery junction box (BDU) high voltage interface
Shell grounding
Shell M8 bolt
25.0
F22/EF05
BMS
15A
C/2
K08/ER03
Delay disconnect relay 5 # input
X1-1
X1-14
X1-26
Ningde
宁德配套，需提供线束长度
F21/EF06
VCU
10A
D/2
F52/IF68
VCU
10A
H/12
D1
VU120
W
0.75
Powered by intelligent charging Controller input
ZNBD
W 0.75
By BMS
A+ auxiliary power input
Input by mechanical key
F43/IF77 input
Switch group 3
Power
Cut off
Switch
ILL
Right combination switch
Switch group 2
Energy
Recycling
Cancel
Switch
ILL
Output to Air conditioning compressor
Output to External DCDC
Output to Water-cooled unit
Output to Dual source steering pump
Alcohol lock input
F43/IF77输入
Switch group 3
Power switch for the upper part
ILL
Accelerator pedal 1
Accelerator pedal 2
Shielded three-wire cable
F24/EF04
D/6
C/10
C/7
F23/EF10
Delayed electricity
10A
HFV6
K08/ER03
Delay relay
D/08
Multi-in-one Low pressure F2#
BMS
MCU
GW
15#
TCU
Data diagnostic instrument
4
114
115
2
3
118
121
120
76
117
5
21
97
41
40
39
38
62
61
60
57
81
24
78
80
77
6
7
25
9
8
26
112
整车控制器VCU 接口
Vehicle Control Unit VCU interface

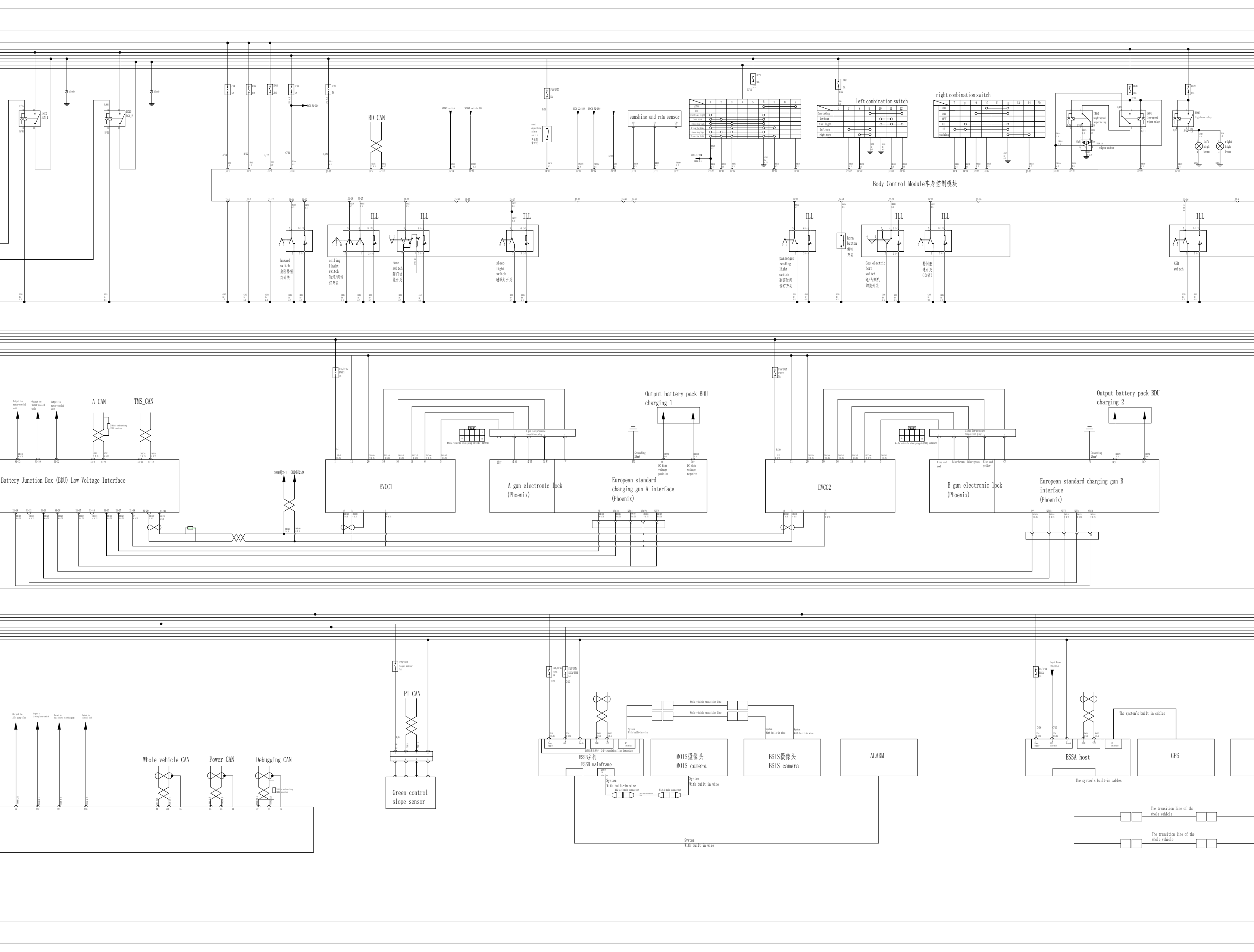
BD_CAN
START switch
START switch OFF
sunshine and rain sensor
ATUO
OFF
position light
low beam
left combination switch
Overtaking
low beam
far light
left turn
right turn
right combination switch
INT2
INT1
OFF
LO
HI
washing
IF79
10A
IF81
5A
RCM J1-28#
Body Control Module车身控制模块
ILL
hazard switch
危险警报灯开关
ceiling linght switch
顶灯/阅读灯开关
door switch
随门功能开关
sleep light switch
睡眠灯开关
passenger reading light switch
副驾驶阅读灯开关
horn butten
喇叭开关
Gas electric horn switch
电/气喇叭切换开关
轮间差速开关（自锁）
AEB switch
left high beam
right high beam
wiper motor
A_CAN
TMS_CAN
Battery Junction Box (BDU) Low Voltage Interface
OBD#2:1
OBD#2:9
EVCC1
A gun low-pressure transition plug
A gun electronic lock (Phoenix)
Output battery pack BDU charging 1
European standard charging gun A interface (Phoenix)
EVCC2
B gun electronic lock (Phoenix)
Output battery pack BDU charging 2
European standard charging gun B interface (Phoenix)
Whole vehicle CAN
Power CAN
Debugging CAN
PT_CAN
Green control slope sensor
F80/IF16
ESSB
5A
F25/IF54
ESSA/ESSB
5A
Whole vehicle transition line
System
With built-in wire
34P过渡线接口 34P transition line interface
ESSB主机
ESSB mainframe
MOIS摄像头
MOIS camera
BSIS摄像头
BSIS camera
ALARM
M12-A female connector
M12-A male connector
ESSA host
GPS
The system's built-in cables
The transition line of the whole vehicle

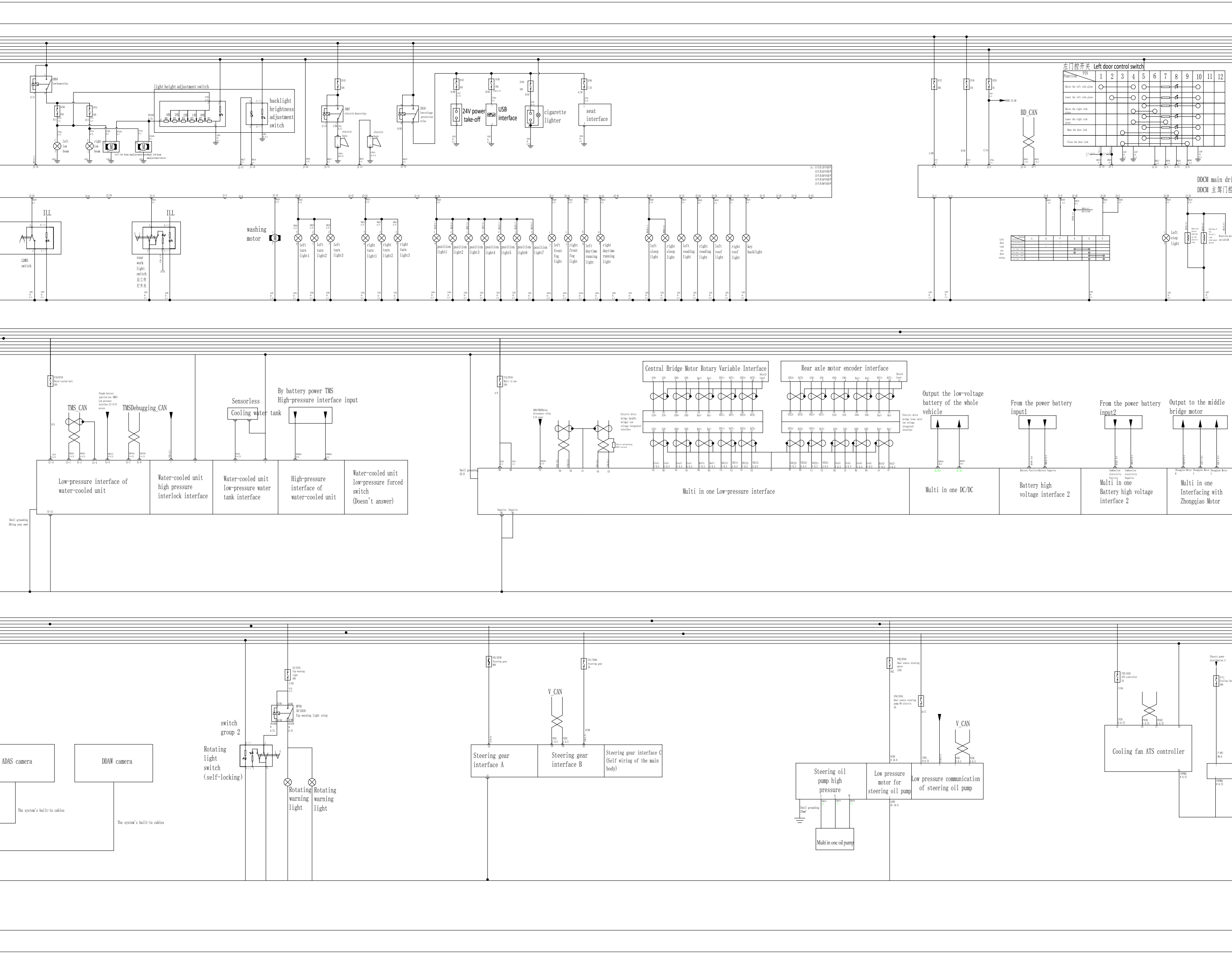
low beam relay
light height adjustment switch
left low beam
right low beam
left low beam small adjustment motor
right low beam small adjustment motor
backlight brightness adjustment switch
electric horn relay
electric horn
electric horn
low voltage protection relay
24V power take-off
USB interface
cigarette lighter
seat interface
BD_CAN
左门控开关 Left door control switch
Function
PIN
1
2
3
4
5
6
7
8
9
10
11
12
Raise the left side glass
Lower the left side glass
Raise the right side glass
Lower the right side glass
Open the door lock
Close the door lock
DDCM main dri
DDCM 主驾门控
ILL
LDWS switch
ILL
rear work light switch
后工作灯开关
washing motor
left turn light1
left turn light2
left turn light3
right turn light1
right turn light2
right turn light3
position light1
position light2
position light3
position light4
position light5
position light6
position light7
left front fog light
right front fog light
left daytime running light
right daytime running light
left sleep light
right sleep light
left reading light
right reading light
left roof light
right roof light
key backlight
Left stop light
TMS_CAN
TMSDebugging_CAN
Sensorless
Cooling water tank
By battery power TMS
High-pressure interface input
Low-pressure interface of water-cooled unit
Water-cooled unit high pressure interlock interface
Water-cooled unit low-pressure water tank interface
High-pressure interface of water-cooled unit
Water-cooled unit low-pressure forced switch
(Doesn't answer)
Shell grounding
(Bring your own)
Central Bridge Motor Rotary Variable Interface
Rear axle motor encoder interface
Multi in one Low-pressure interface
Output the low-voltage battery of the whole vehicle
Multi in one DC/DC
From the power battery input1
Battery high voltage interface 2
From the power battery input2
Multi in one Battery high voltage interface 2
Output to the middle bridge motor
Multi in one Interfacing with Zhongqiao Motor
ADAS camera
The system's built-in cables
DDAW camera
The system's built-in cables
switch group 2
Rotating light switch (self-locking)
Top warning light relay
Rotating warning light
Rotating warning light
V_CAN
Steering gear interface A
Steering gear interface B
Steering gear interface C (Self wiring of the main body)
Steering oil pump high pressure
Low pressure motor for steering oil pump
V_CAN
Low pressure communication of steering oil pump
Shell grounding
Multi in one oil pump
Cooling fan ATS controller

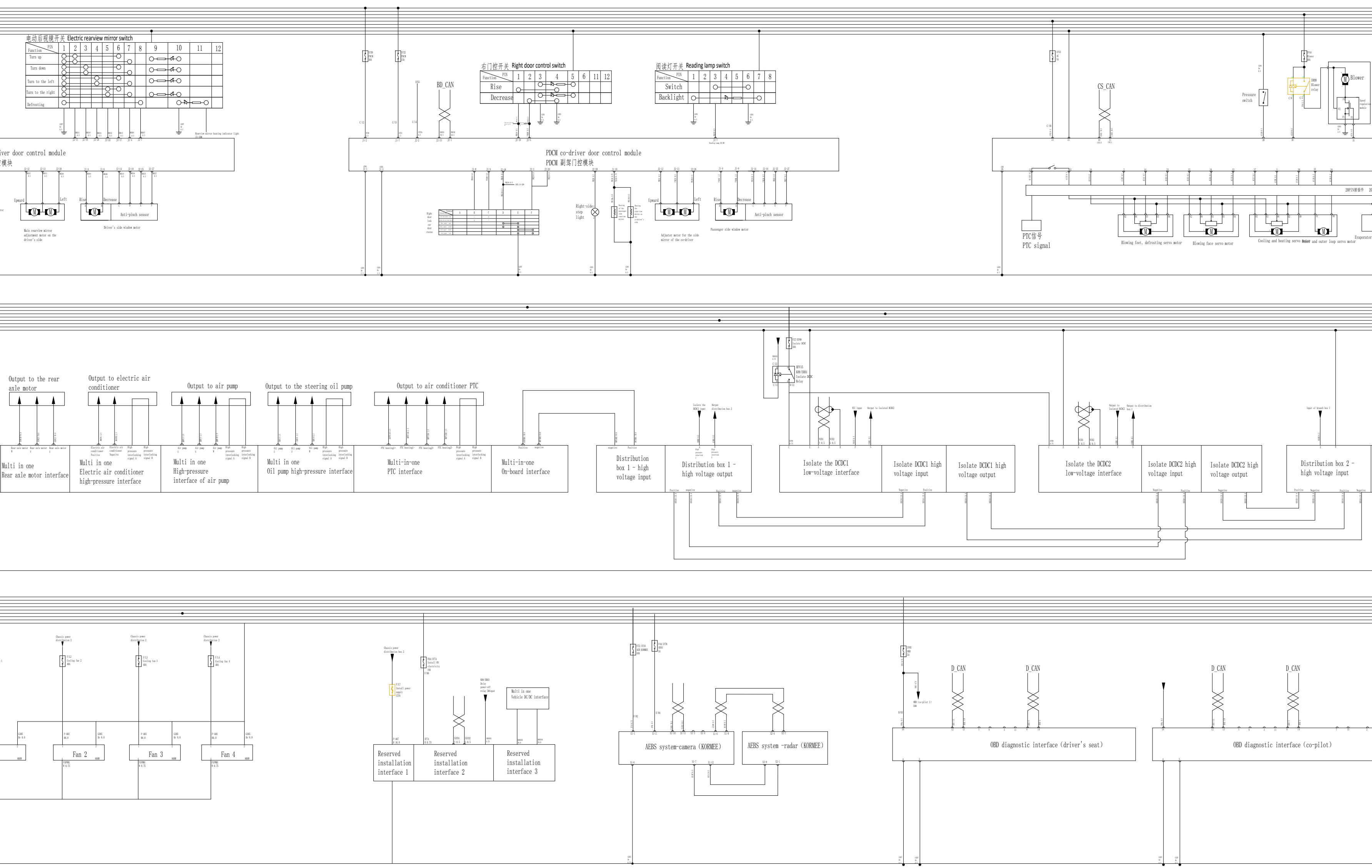
电动后视镜开关 Electric rearview mirror switch
PIN
Function
Turn up
Turn down
Turn to the left
Turn to the right
Defrosting
iver door control module
模块
Upward
Left
Rise
Decrease
Anti-pinch sensor
Main rearview mirror adjustment motor on the driver's side
Driver's side window motor
BD_CAN
右门控开关 Right door control switch
Rise
Decrease
阅读灯开关 Reading lamp switch
Switch
Backlight
PDCM co-driver door control module
PDCM 副驾门控模块
Right-side step light
Adjuster motor for the side mirror of the co-driver
Passenger side window motor
CS_CAN
Pressure switch
Blower
Blower relay
Speed regulation module
PTC信号
PTC signal
20PIN接插件
Blowing feet, defrosting servo motor
Blowing face servo motor
Cooling and heating servo motor
Inner and outer loop servo motor
Evaporator
Output to the rear axle motor
Output to electric air conditioner
Output to air pump
Output to the steering oil pump
Output to air conditioner PTC
Multi in one
Rear axle motor interface
Multi in one
Electric air conditioner high-pressure interface
Multi in one
High-pressure interface of air pump
Multi in one
Oil pump high-pressure interface
Multi-in-one
PTC interface
Multi-in-one
On-board interface
Distribution box 1 - high voltage input
Distribution box 1 - high voltage output
Isolate DCDC Relay
Isolate the DCDC1 low-voltage interface
Isolate DCDC1 high voltage input
Isolate DCDC1 high voltage output
Isolate the DCDC2 low-voltage interface
Isolate DCDC2 high voltage input
Isolate DCDC2 high voltage output
Distribution box 2 - high voltage input
Chassis power distribution 2
Cooling fan 2
Cooling fan 3
Cooling fan 4
Fan 2
Fan 3
Fan 4
Chassis power distribution box 2
Install power supply
Multi in one
Vehicle DC/DC interface
Reserved installation interface 1
Reserved installation interface 2
Reserved installation interface 3
AEBS system-camera (KORMEE)
AEBS system -radar (KORMEE)
D_CAN
D_CAN
OBD diagnostic interface (driver's seat)
D_CAN
D_CAN
OBD diagnostic interface (co-pilot)

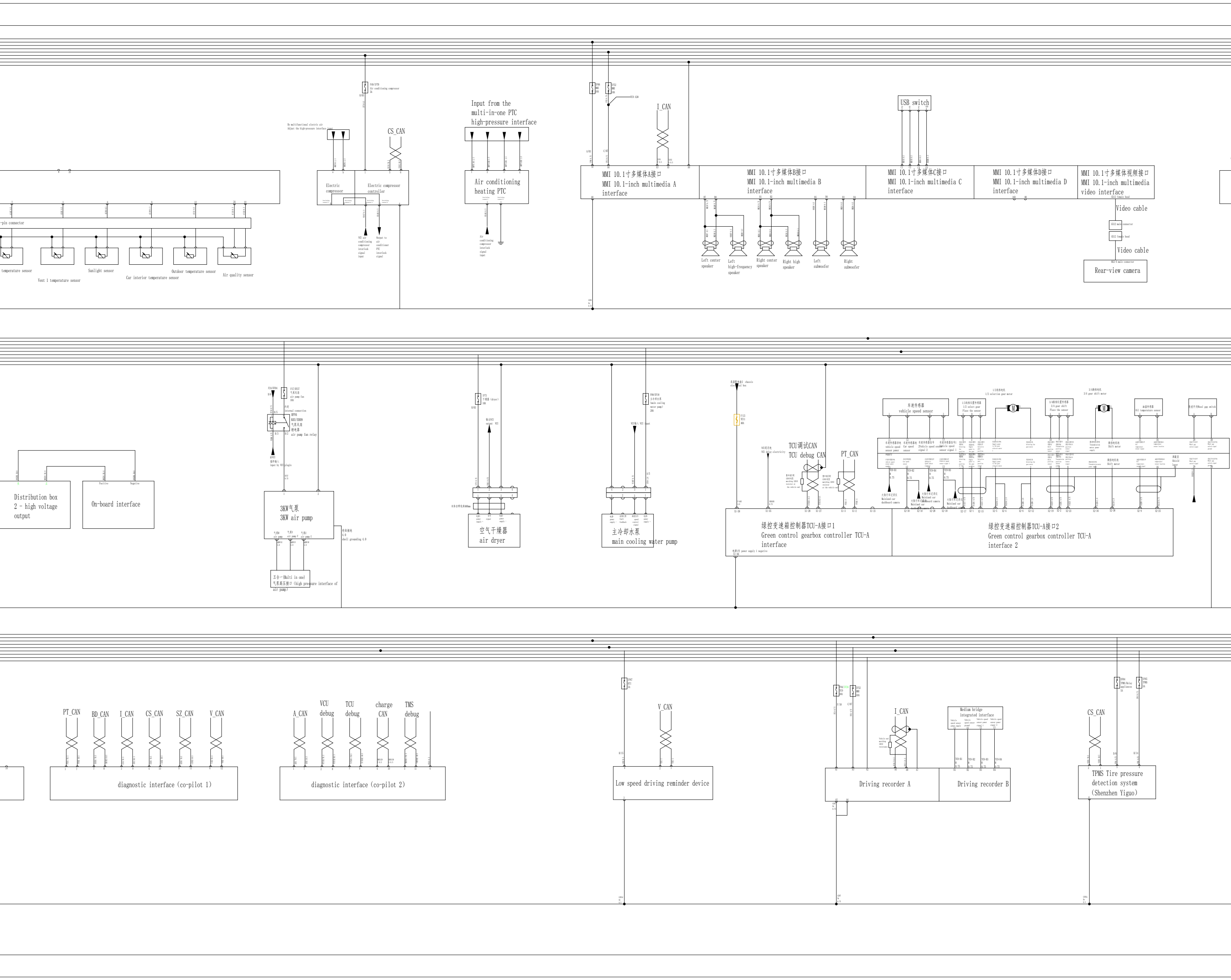

-pin connector
temperature sensor
Vent 1 temperature sensor
Sunlight sensor
Car interior temperature sensor
Outdoor temperature sensor
Air quality sensor
Air conditioning compressor
CS_CAN
Electric compressor
Electric compressor controller
Input from the multi-in-one PTC high-pressure interface
Air conditioning heating PTC
I_CAN
USB switch
MMI 10.1寸多媒体A接口
MMI 10.1-inch multimedia A interface
MMI 10.1寸多媒体B接口
MMI 10.1-inch multimedia B interface
MMI 10.1寸多媒体C接口
MMI 10.1-inch multimedia C interface
MMI 10.1寸多媒体D接口
MMI 10.1-inch multimedia D interface
MMI 10.1寸多媒体视频接口
MMI 10.1-inch multimedia video interface
Left center speaker
Left high-frequency speaker
Right center speaker
Right high speaker
Left subwoofer
Right subwoofer
Video cable
Video cable
Rear-view camera
Distribution box 2 - high voltage output
On-board interface
3KW气泵
3KW air pump
五合一(Multi in one)
气泵高压接口 (high pressure interface of air pump)
空气干燥器
air dryer
主冷却水泵
main cooling water pump
TCU调试CAN
TCU debug CAN
PT_CAN
车速传感器
vehicle speed sensor
Oil temperature sensor
绿控变速箱控制器TCU-A接口1
Green control gearbox controller TCU-A interface
绿控变速箱控制器TCU-A接口2
Green control gearbox controller TCU-A interface 2
PT_CAN
BD_CAN
I_CAN
CS_CAN
SZ_CAN
V_CAN
diagnostic interface (co-pilot 1)
A_CAN
VCU debug
TCU debug
charge CAN
TMS debug
diagnostic interface (co-pilot 2)
V_CAN
Low speed driving reminder device
I_CAN
Medium bridge integrated interface
Driving recorder A
Driving recorder B
CS_CAN
TPMS Tire pressure detection system (Shenzhen Yiguo)

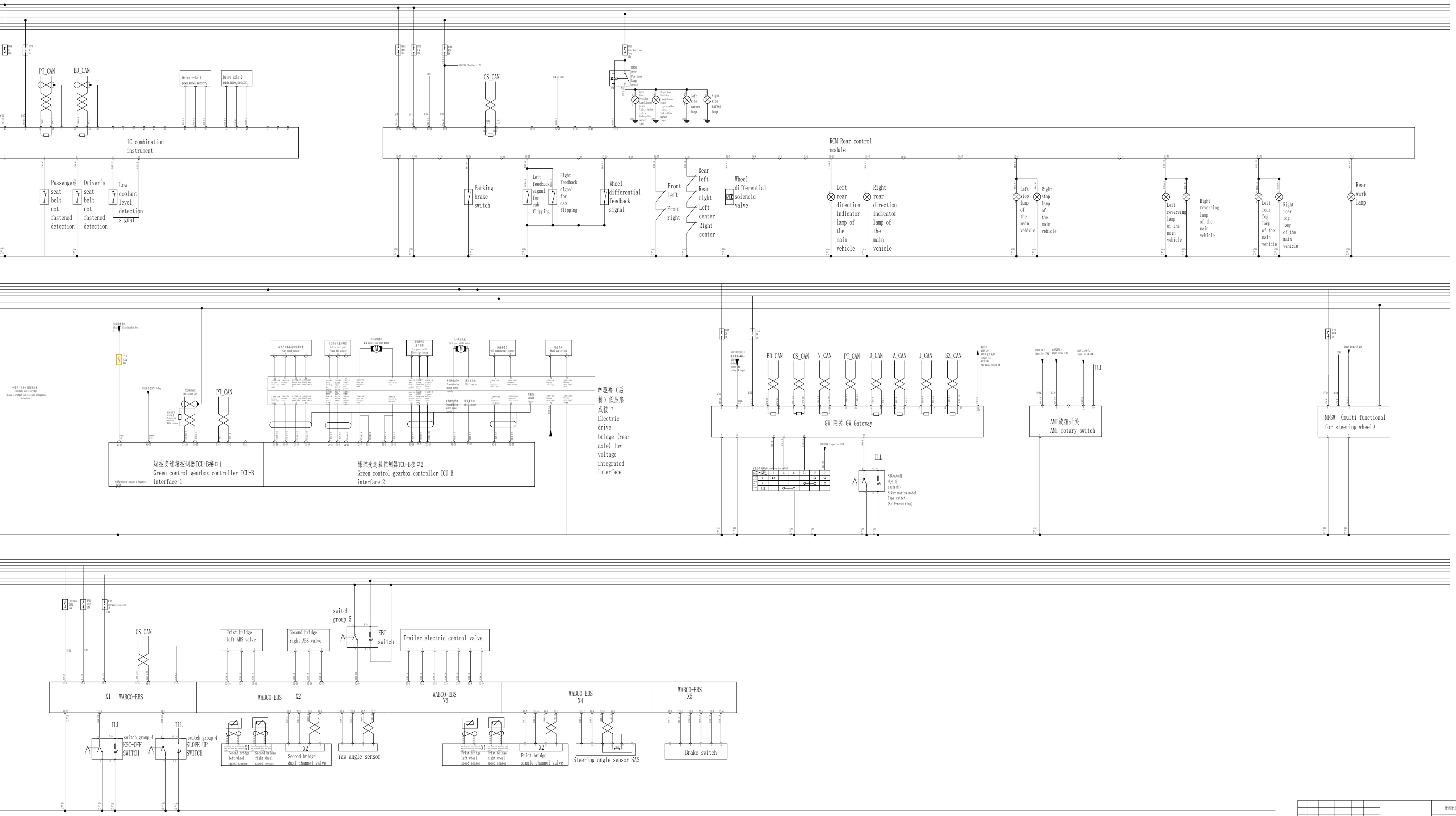
PT_CAN
BD_CAN
Drive axle 1 pressure sensor
Drive axle 2 pressure sensor
IC combination instrument
Passenger seat belt not fastened detection
Driver's seat belt not fastened detection
Low coolant level detection signal
CS_CAN
RCM Rear control module
Rear Position Lamp Relay
Left side marker lamp
Right side marker lamp
Parking brake switch
Left feedback signal for cab flipping
Right feedback signal for cab flipping
Wheel differential feedback signal
Front left
Front right
Rear left
Rear right
Left center
Right center
Wheel differential solenoid valve
Left rear direction indicator lamp of the main vehicle
Right rear direction indicator lamp of the main vehicle
Left stop lamp of the main vehicle
Right stop lamp of the main vehicle
Left reversing lamp of the main vehicle
Right reversing lamp of the main vehicle
Left rear fog lamp of the main vehicle
Right rear fog lamp of the main vehicle
Rear work lamp
底盘配电盒2
Chassis distribution box 2
F/L6
TCU2
40A
VCU延迟电VCU delay
TCU调试CAN
TCU debug CAN
整车端匹配120Ω电阻
Vehicle end matching 120Ω resistor
PT_CAN
车速传感器
Car speed sensor
1/2选档位置传感器
1/2 select gear Place the sensor
1/2选档电机
1/2 selection gear motor
3/4换档位置传感器
3/4 gear shift Place the sensor
3/4换档电机
3/4 gear shift motor
油温传感器
Oil temperature sensor
轮差开关
Wheel gap switch
换档电机供电
Transmission motor power supply
换档电机地
Shift motor
屏蔽层
Shield layer
电驱桥（后桥）低压集成接口
Electric drive bridge (rear axle) low voltage integrated interface
绿控变速箱控制器TCU-B接口1
Green control gearbox controller TCU-B interface 1
绿控变速箱控制器TCU-B接口2
Green control gearbox controller TCU-B interface 2
电源1负Power supply 1 negative
BD_CAN
CS_CAN
V_CAN
PT_CAN
D_CAN
A_CAN
I_CAN
SZ_CAN
GW 网关 GW Gateway
ILL
S键运动模式开关（自复位）
S-key motion model Type switch (Self-resetting)
AMT旋钮开关
AMT rotary switch
ILL
MFSW (multi functional for steering wheel)
CS_CAN
Frist bridge left ABS valve
Second bridge right ABS valve
switch group 5
EBI switch
Trailer electric control valve
X1 WABCO-EBS
WABCO-EBS X2
WABCO-EBS X3
WABCO-EBS X4
WABCO-EBS X5
ILL
switch group 4 ESC-OFF SWITCH
ILL
switch group 4 SLOPE UP SWITCH
X1
Second bridge left wheel speed sensor
Second bridge right wheel speed sensor
X2
Second bridge dual-channel valve
Yaw angle sensor
X1
Frist bridge left wheel speed sensor
Frist bridge right wheel speed sensor
X2
Frist bridge single channel valve
Steering angle sensor SAS
Brake switch

											徐州徐工汽车制造有限公司
标记	处数	分区	更改文件号								整车电气原理图
设计			会签			阶段标记		版本	重量	比例	
校对			会签								
审核			标准化								
工艺			批准			共 张 第 张					